

Item type
Dining table

Item name
Bell Rive

Item no
112849

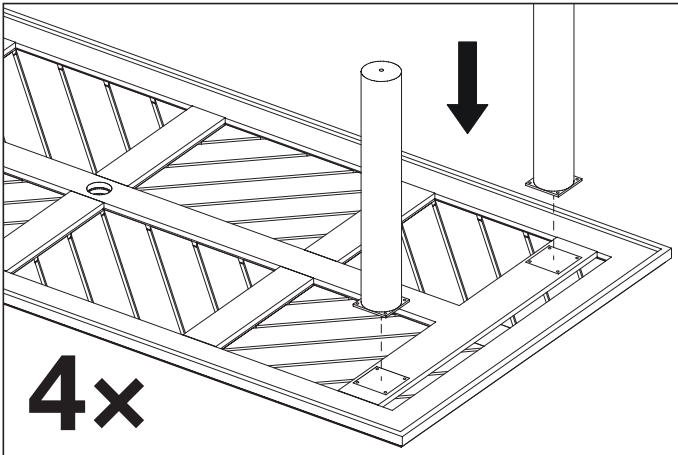
Attention! Place the item on a soft material on the floor before starting with the assembly, to prevent the item from being damaged.

Care instructions:

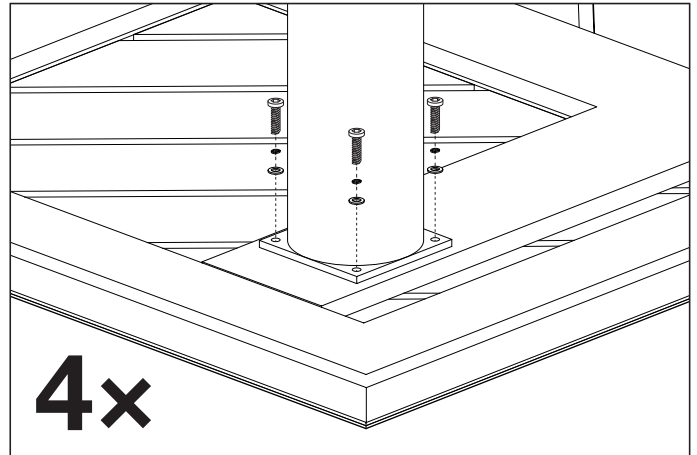
Clean with a soft cloth with water or a mild detergent. Do not use abrasive cleaning materials.

Eichholtz B.V.
Delfweg 52
2211 VN Noordwijkerhout
The Netherlands

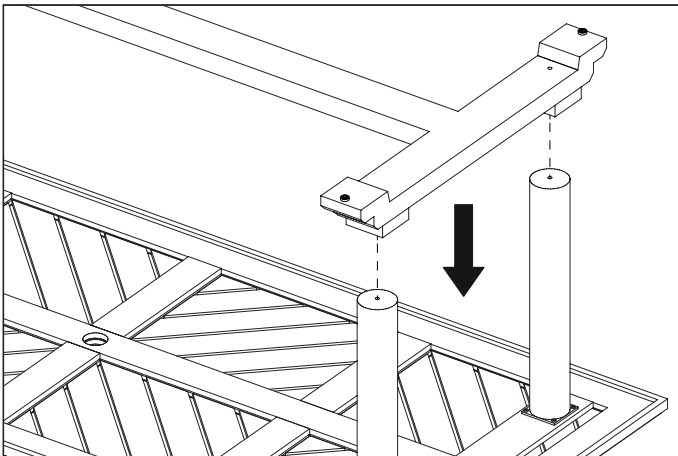
www.eichholtz.com
 service@eichholtz.com
 +31 (0)252 515 850



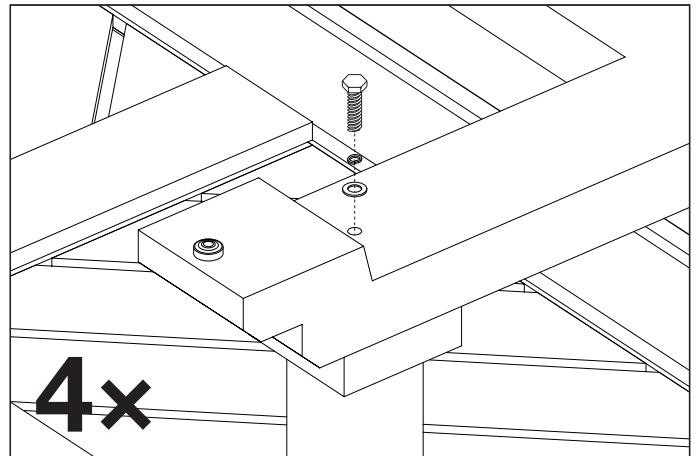
1. Carefully place the legs on the table top and align the holes of the legs with the holes in the table top.



2. Fix the legs onto the table top by securing the screws with an allen key.



3. Carefully place the foot frame on the legs and align the holes of the foot frame with the holes in the legs.



4. Fix the foot frame onto the legs by securing the screws with a wrench.